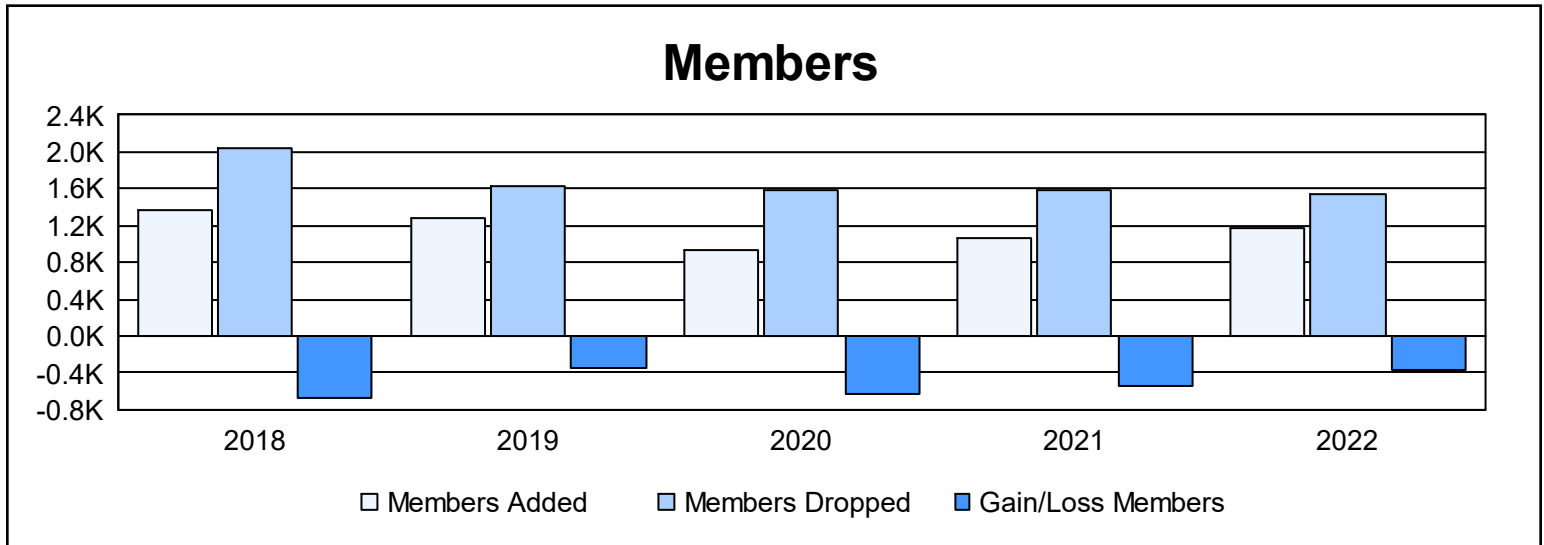
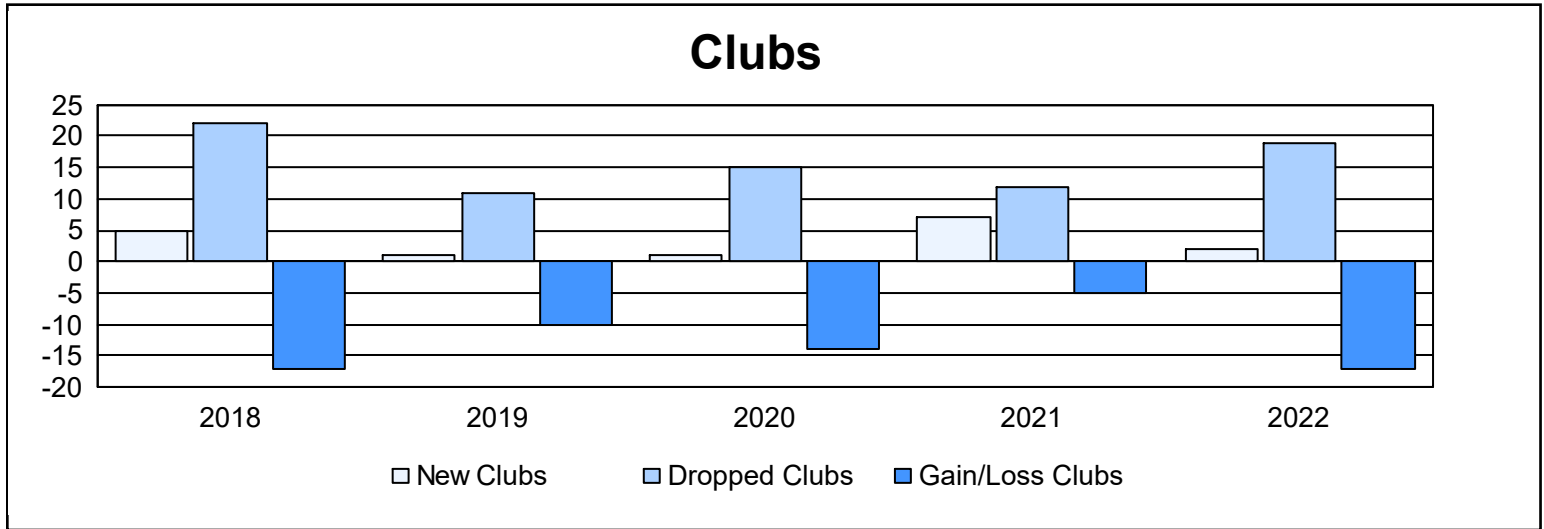


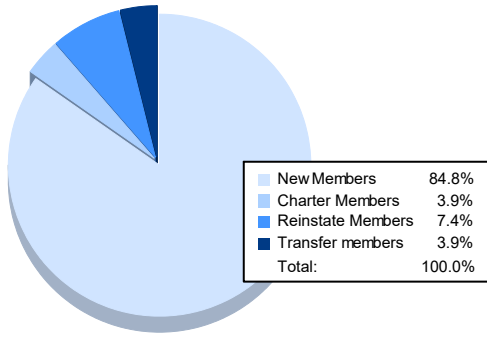
# Multiple District 1

As of June 2022 Cumulative

Year	New Clubs	Dropped Clubs	Gain/ Loss Clubs	New Members	Charter Members	Reinstate Members	Transfer Members	Total Member Added	Total Members Dropped	Gain/ Loss Members
2017-2018	5	22	-17	1,087	153	80	56	1,376	2,041	-665
2018-2019	1	11	-10	1,077	46	97	63	1,283	1,623	-340
2019-2020	1	15	-14	811	34	50	48	943	1,580	-637
2020-2021	7	12	-5	709	211	90	49	1,059	1,592	-533
2021-2022	2	19	-17	991	45	86	46	1,168	1,540	-372
<b>Average</b>	<b>3</b>	<b>16</b>	<b>-13</b>	<b>935</b>	<b>98</b>	<b>81</b>	<b>52</b>	<b>1,166</b>	<b>1,675</b>	<b>-509</b>



### Membership Composition June 2022 Cumulative



### Gender Composition June 2022 Cumulative

